



**Dramatically Reduce Operator Exposure!**  
**Lightweight Aluminum Design!**  
 Recommended for Water Based Applications



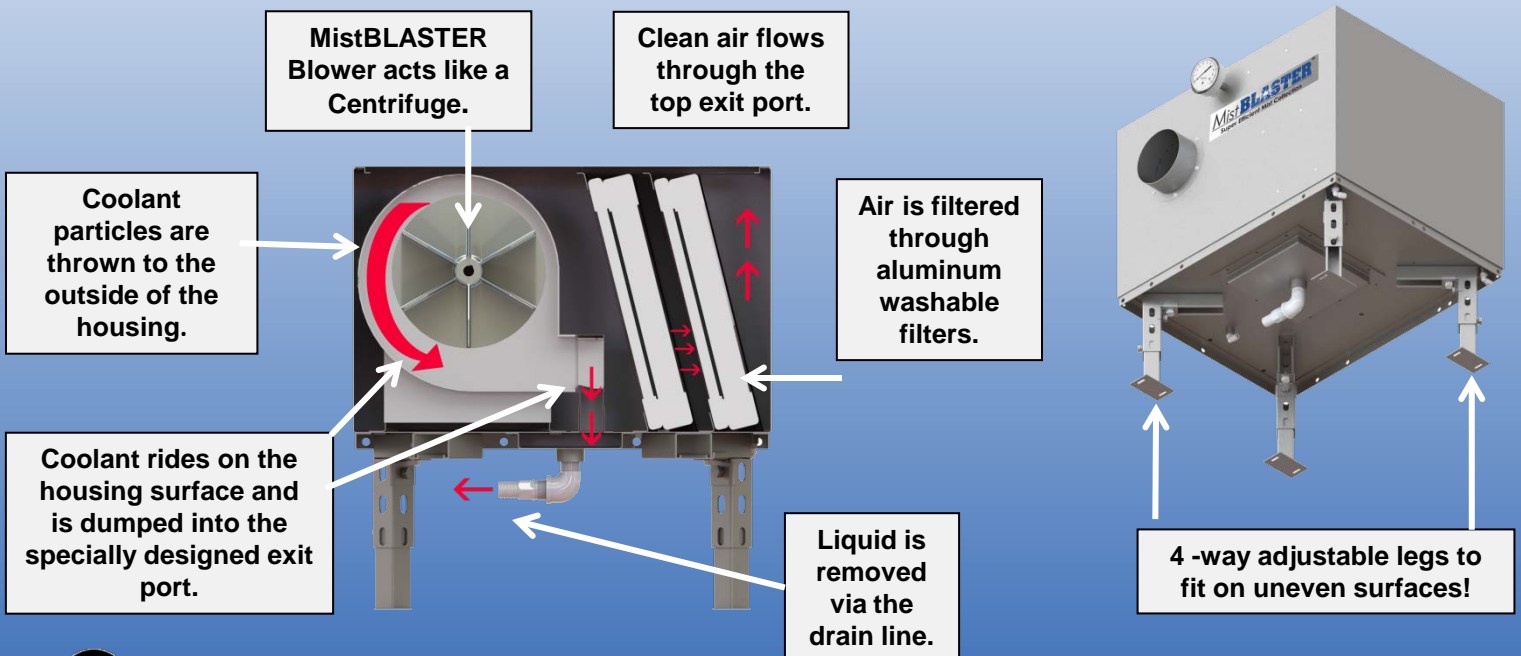
**300 CFM**  
 For machines up to 80 cu.ft.  
 Total weight: 65 lbs  
 (29.5 kilograms)



**700 CFM**  
 For machines up to 120 cu.ft.  
 Total weight: 80 lbs  
 (36.3 kilograms)



**1200 CFM**  
 For machines over 120 cu.ft.  
 Total weight: 140 lbs  
 (63.5 kilograms)



ISO 9001




ISO 14001

Shown mounted on



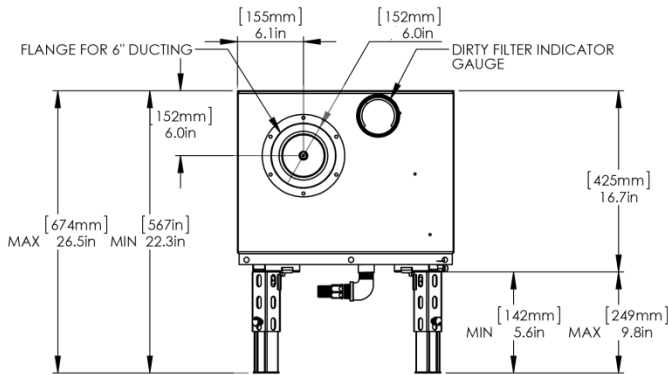
## MistBLASTER Features



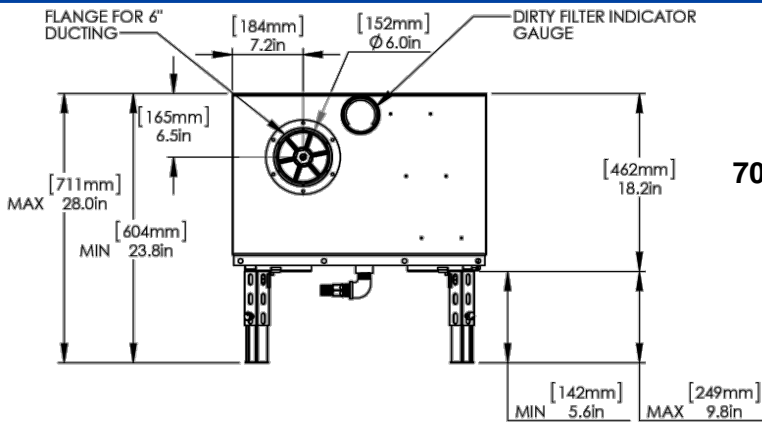
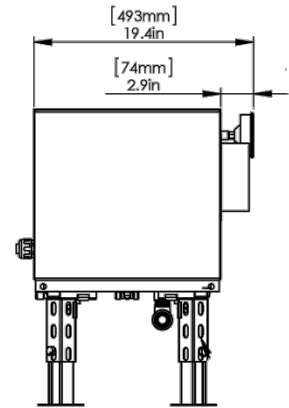
- Magnehelic Gauge**
- Low noise output (74 Db)**
- 15' electrical cable**
- 25' of 6" flexible ducting**
- 15' drain lines with standpipe assembly**
- Breaker for mounting inside machine tool**
- Motor Starter for mounting inside machine tool**
- Thermal Overload for mounting inside machine tool**



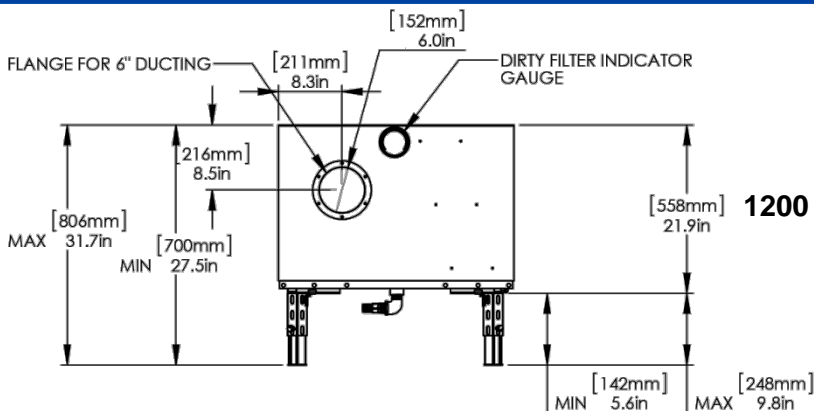
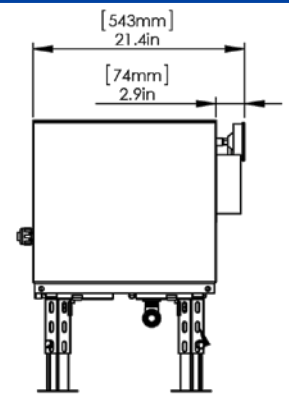
**When the machine doors are closed our MistBLASTER runs at an ideal speed to prevent mist from escaping the machine enclosure. Our optional HEPA Filter provides even more added protection. Virtually no mist escapes and operator exposure is dramatically reduced.**



**300 CFM**



**700 CFM**



**1200 CFM**

